





 Banchi aspiranti modello BSJET-DF è completo di aspiratore e filtri a cartuccia, con sistema di pulizia automatico (IFA-BGIA-M- PES), il modello BSWELD è completo di elettroaspiratore e filtri a cartuccia (M-CELL 7033).

 Benches BSJET-DF aspiring model comes with a vacuum cleaner and cartridge filters with automatic cleaning system (IFA-BGIA-M- PES), the BSWELD model is complete with steam and cartridge filters (M-CELL 7033).

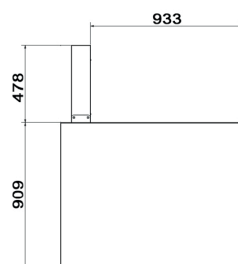
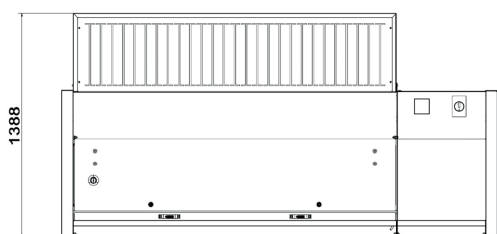
 Bancs BSJET-DF modèle aspirant est livré avec un aspirateur et des filtres à cartouche avec système de nettoyage automatique (IFA-BGIA-M- PSE), le modèle de BSWELD est complète avec filtres à vapeur et de la cartouche (M-CELL 7033).

 Bänke BSJET-DF aufstrebende Modell kommt mit einem Staubsauger und Patronenfilter mit automatischem Reinigungssystem (IFA-BGIA-M- SPE), die BSWELD Modell ist komplett mit Dampf und Patronenfilter (M-CELL 7033).

 Bancos BSJET-DF aspirante a modelo viene con una aspiradora y filtros de cartucho con sistema de limpieza automática (IFA-BGIA-M- PES), el modelo BSWELD se completa con filtros de vapor y el cartucho (M-CELL 7033).



OPTIONALS



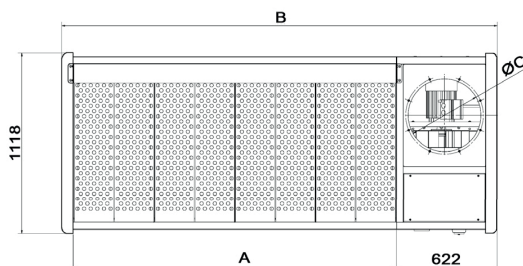
BSJET-DF-W-LAMP1000/1500/2000/2500

Kit luce per parete aspirante
Light kit for suction wall
Kit lumière pour paroi aspirante
Beleuchtung für saugende Rückwand
Kit luz para pared aspirante




BSJET-DF-WALL

Pareti laterali
fisse
Fixed non-suction side walls
Pareois laterales fixes
Feste seitewände
Paredes laterales fijas



CODE	A mm	B mm	C Ø mm
BSJET-DF-1500	1500	2195	420
BSJET-DF-2000	2000	2695	450
BSJET-DF-2500	2500	3195	450



BSJET-DF-DIF-1500/2000/2500

Diffusore
Air diffuser
Diffuseur

Luftverteiler
Diffusor de aire

BSJET-DF-SA-1500/2000/2500

Afon
Silencer
Silencieux
Schalldämpfer
Silenciador

MODEL	m ³ /h	L mm	V	Hz	pha-ses	kW	HP	kg/mØ	IFA/BGIA
 BSJET-DF-1500	4000	1500	230/400	50	3P	2,2	3	250	M-PES-TF Ø 325 H 660 mm
BSJET-DF-2000	5000	2000	230/400	50	3P	3	4	250	M-PES-TF Ø 325 H 660 mm
BSJET-DF-2500	6860	2500	230/400	3 50	3P	4	5,5	250	M-PES-TF Ø 325 H 660 mm

BSJET-DF BSWELD



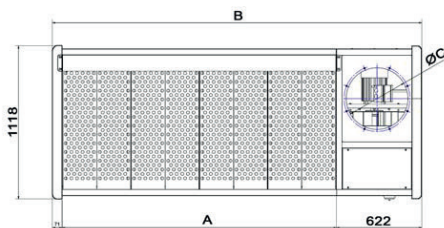
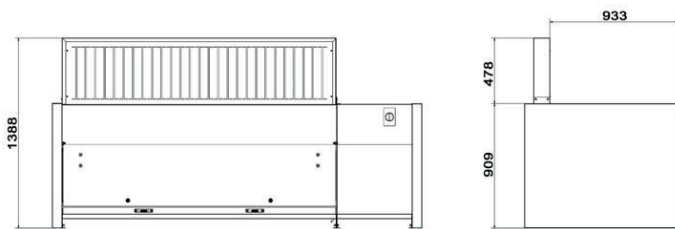
STANDARD

Piano aspirante in acciaio zincato
Suction top made of galvanised sheet metal
Plan aspirant en tole galva
Saugende arbeitsfläche aus verzinktem blech
Base de aspiración en chapa galvanizada

STANDARD

Cassetto raccolta polveri
Dusts tray
Tiroir de récupération de la poussière
Straubsammelbehälter
Cajón de recolección polvo

BSWELD



CODE	A mm	B mm	C Ø mm
BSWELD-1500	1500	2195	420
BSWELD-2000	2000	2695	450
BSWELD-2500	2500	3195	450

OPTIONALS




BSWELD-W-LAMP1000/1500/2000/2500

Kit luce per parete aspirante
Light kit for suction wall
Kit lumière pour paroi aspirante
Beleuchtung für saugende Rückwand
Kit luz para pared aspirante



BSWELD-WALL

Pareti laterali
fisse
Fixed non-suction side walls
Pareois laterales fixes
Feste seitewände
Paredes laterales fijas




BSWELD-DIF-1500/2000/2500

Diffusore
Air diffuser
Diffuseur
Luftverteiler
Difusor de aire

BSWELD-SA-1500/2000/2500

Afon
Silencer
Stencieux
Schalldämpfer
Silenciador

MODEL	m ³ /h	L mm	V	Hz	phases	kW	HP	IFA/BGIA
 BSWELD-1500	4100	1500	230/400	50	3P	2,2	3	M-cel 7033 Ø 325 H 660 mm
BSWELD-2000	5100	2000	230/400	50	3P	3	4	M-cel 7033 Ø 325 H 660 mm
BSWELD-2500	6960	2500	230/400	50	3P	4	5,5	M-cel 7033 Ø 325 H 660 mm